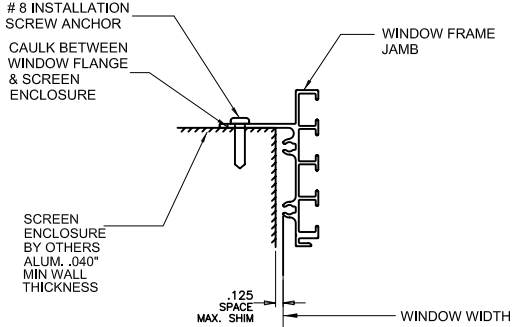
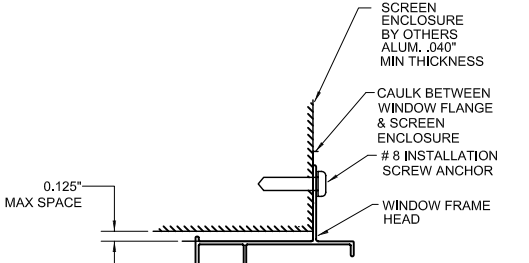


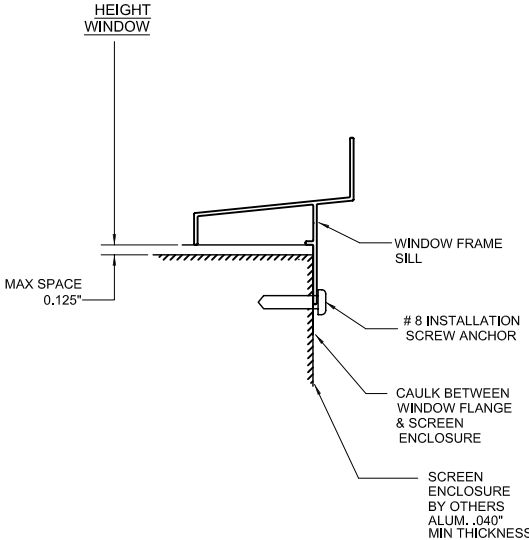
NOTES:

1. THE PRODUCT SHOWN HEREIN IS TO BE INSTALLED ON ENCLOSURE THAT COMPLIES WITH THE 2007 FLORIDA BUILDING CODE WITH 2009 SUPPLEMENT.
2. INSTALLATION THRU WINDOW FRAME SHALL FOLLOW 2007 FLORIDA BUILDING CODE GUIDELINES INCLUDING THE 2009 SUPPLEMENT AS STATED IN SECTION 2003.7 FOR BOTH ANCHOR TYPE AND SPACING AS WELL AS SUPPORT SIMPLIFIED DESIGN WIND PRESSURES AS DETERMINED PER SECTION 1609.6.2 DUE TO BASIC WIND SPEEDS OF 150MPH.
3. ENCLOSURE TO BE DESIGNED AND ANCHORED TO PROPERLY TRANSFER ALL LOADS TO STRUCTURE. ENCLOSURE IS THE RESPONSIBILITY OF THE ARCHITECT OR ENGINEER OF RECORD.
4. WINDOW VENTS SHALL BE REMOVED WHEN WINDS EXCEED 75 MPH AS PER SECTION 2002.3 OF THE FLORIDA BUILDING CODE. REMOVABLE PANELS SHALL BE IDENTIFIED AS REMOVABLE BY A DECAL. THE IDENTIFICATION DECAL SHALL ESSENTIALLY STATE: "Removable panel shall be removed when wind speeds exceed 75 mph (34m/s)." DECALS SHALL BE PLACED SUCH THAT THE DECAL IS VISIBLE WHEN THE PANEL IS INSTALLED.
5. AN APPROVED MEMBRANE OR MATERIAL SHALL BE PLACED BETWEEN ALL DISSIMILAR METALS TO CONTROL GALVANIC CORROSION.
6. WINDOW FRAME AND VENT MATERIAL SHALL BE ALUMINUM ALLOY 6063-T5.
7. USE LATEX CAULK TO SEAL BEHIND FLANGES, BETWEEN COMPONENT SEAMS AND FRAME CORNERS. APPLICATION OF LATEX CAULK MUST COMPLY WITH SEALANT MANUFACTURER'S RECOMMENDATIONS.
8. #8 SMS SCREWS INSTALLATION ANCHORS MUST BE SPACED AS FOLLOW:
 HEAD AND SILL: 6" MAX. FROM CORNERS AND SPACED 18" MAX. O.C.
 SIDE JAMBS : 6" MAX. FROM CORNERS AND SPACED 18" MAX. O.C.
9. SECTION 1622.1, SCREEN ENCLOSURES FOR HVHZ OF THE 2009 SUPPLEMENTS ALLOW THE USE OF VINYL AND ACRYLIC.

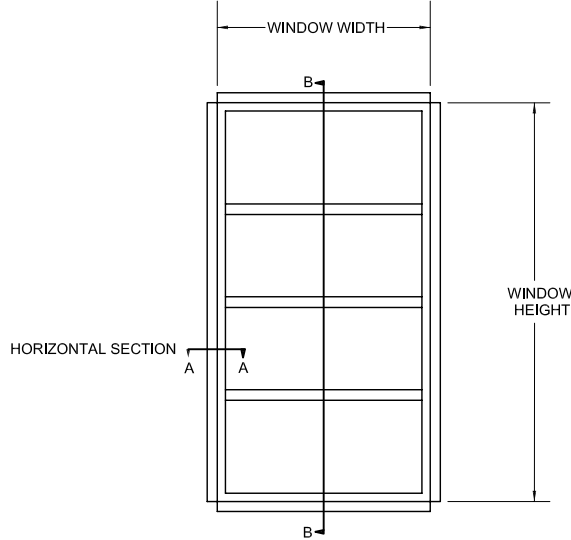
* AS PER LATEST REVISION OF RULE 9B-72, WIND BREAKERS ARE NO LONGER REQUIRED TO BE FBC APPROVED.
 RERERENCE 9B-72.010 (31) (b) WIND BREAKERS ARE NO LONGER A SUB CATEGORY



EXTERIOR HORIZONTAL JAMB SECTION A - A



EXTERIOR VERTICAL SECTION B - B



EXTERIOR ELEVATION

WINDOW CRAFTSMEN, INC. 6031 CLARK CENTER AVE. SARASOTA, FLORIDA 34238		
TITLE: VERTICAL 4 TRACK ACRYLIC AND VINYL I.S.M. WINDBREAKER		
ENGINEER: MARK A. SMITH	DRAWN BY: MAS	DATE: 8/12/09
DISCIPLINE: CIVIL	SCALE: N.T.S.	DWG. NO. WCI-VS001
FL. REG. NO.: 55511	REV. LETTER: 0	SHEET 1